



# QUG Newsletter

Information and news for the QUIKLOOK Users Group

Vol 2, No1

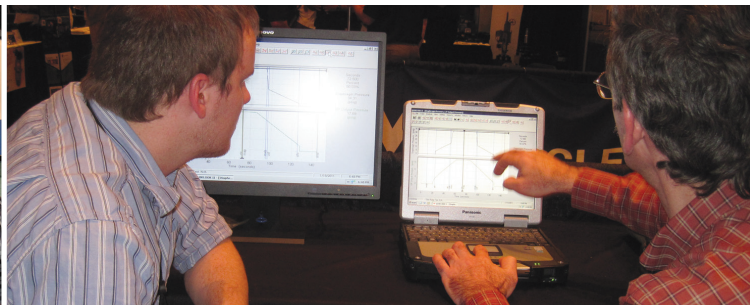
April 2011



## 2011 MUG/AUG

By Mike Sullivan

Thanks to all for a super turnout at the Test Services booth at the MUG/AUG 2011, held in San Antonio. Even with the crowds, it should have been a bit roomier this year since we doubled the size of our booth! It was great to see so many familiar faces and exciting to meet with a number of folks who were interested to see what's new with Teledyne's hardware and software offerings. This year's buzz was over the new MIDAS Weak Link Software recently delivered to Xcel Energy and the successful introduction of AOV capability in the QUIKLOOK II and QLII+ units. For those who couldn't make the show, this issue of the QUG newsletter will give you an idea of what you missed. Enjoy!



# QUIKLOOK II Software, Features Under Development for 2011

By Eric Solla

The following features, which have been requested by QUIKLOOK users, are a sample of what is currently under development for QUIKLOOK. Any additional features you would like to request please send to [esolla@teledyne.com](mailto:esolla@teledyne.com).

## Configuration

Load Sensor - Once a filter is used on a trace, QUIKLOOK will remember the filter any time the trace is displayed again. Monitor Screen – If a channel was zeroed or a channel is turned off a prompt appears asking whether to save the configuration file when exiting the screen (AOV or MOV)

## Replay

Display a trace showing only data between two selected markers (AOV or MOV)

**Analysis** – Auto-marking for MOV traces

## Changes at Test Services

By Jason Haglund

Due to an increase in the volume and complexity of the OEM Transducer Products, TTS has expanded its production area. The renovation added additional workspace, allowing for the addition of 3 new technicians as the OEM build volumes increase over the next three years. The new layout accommodates eight more workstations, two calibration stands (previously located in another building), an environmental chamber, and both raw and finished inventory. The QUIKLOOK production and Q/A calibration areas were also expanded, renovated and reorganized to accommodate the growing demand for QUIKLOOK and valve test products.



## Quarterly Tip:

By Eric Solla

Beginning with QUIKLOOK Version 2009.322 an option was added to Preferences to save just the .cdb file so that only one file is needed for each test. QLReportTestList, Version 2011.53 can locate tests no matter whether the test file types are .c00 or .cdb. Anyone needing this report should contact our QA department.

## Upcoming Events:

The 2011 QUIKLOOK Users Group Annual Meeting will be held on August 18 and 19, 2011 at Tabor Academy and the Teledyne facilities in Marion, Massachusetts. The meeting will include presentations by our staff on subjects of interest in the QUIKLOOK / MIDAS world, as well as hands-on sessions with Teledyne equipment installed on an actual MOV or AOV.

As always, we plan to have as many of our staff as possible here to participate and to be available to answer your questions. We are also planning to host a special dinner event as we have done in previous years.

## Q/A Corner

By Tom Andrade

This quarter the Q/A department issued the following three error notices that apply to QUIKLOOK II, Revision 2010.227. If you need more detail than the brief mention provided here, please contact the appropriate person at your site.

**2010.227.1:** On QUIKLOOK II / QL II+ units having a "V" suffix on the model number, the Monitor screen displays values in Volts or V/V, not milliVolts or mV/V. This affects the pretension function. See error notice for workaround.

**2010.227.2:** When testing a double-acting AOV an error occurs if the top and bottom cylinder areas are set to the same value. No errors occur in the results.

**2010.227.3:** Applying a filter to any trace having an acquisition rate >1,000 Hz will not produce correct results. Note: This error notice applies to all versions of QUIKLOOK.

# From The Help Desk:

By Eric Solla

**Problem:** I received Software Error Notice 2010.227.3 about using filters on tests with an acquisition rate above 1,000 Hz. I don't think we have any such tests but how do I make sure? (From Fred Curry at PPL - Susquehanna)

**Explanation:** Teledyne just released software error notice 2010.227.3 on QUIKLOOK stating that if a signal filter is used on traces with an acquisition rate above 1,000 the filtered results will be incorrect. The default acquisition rate for QUIKLOOK MOV is 1,000 Hz. This rate may be changed on a case-by-case basis for specialist testing but must be purposely changed for each test via a two-step process. Since a rate different than 1,000 Hz would have to be purposely set, a test cannot be taken accidentally at these higher rates. How to identify these specialty tests if they exist or to prove that none of these tests exist?

**Solution:** QLReportTestListing lists all QUIKLOOK tests in a directory and all subdirectories under it. This means it is able to scan an entire drive and list all the tests on that drive. TTS has released QLReport FindTest, a modified version of QLReportTestListing that returns a list of only those tests with an acquisition rate above 1,000 Hz. The actual test acquisition rate is also given in the new report. Since QLReports are actually external programs launched by QUIKLOOK we were able to create, verify and issue the new QLReport quickly. Anyone needing this report should contact our QA department.

# Another Day, Another Continent

By Joe Santangelo

Teledyne is pleased to announce its association with Shenzhen Chance New Energy Scientific Instrument Co (Chance), Ltd in Shenzhen, China to distribute QUIKLOOK systems and other Teledyne valve testing products in China. So far we have spread the word on QUIKLOOK and how and why utilities do nuclear valve testing in the United States. This effort is being driven by the new AP-1000 design, since MOV and AOV testing are required on all safety and non-safety related valves. These new reactors use the QSS and SMARTSTEM as the valve sensors of choice.



During the week of March 7th, Teledyne/Chance sponsored a Technical Valve Seminar held at the Sun Island Golf Resort located in Shanghai, China. Also invited

were representatives from Automatic Valve, Topworx, Curtis-Wright and Flowserve who each gave presentations on their products to the group. The conference was well attended with an audience of over 40 people from various utilities and regulating bodies throughout China. Teledyne's General Manager, Roger Masson and Joe Santangelo did a presentation on the benefits of the Teledyne QUIKLOOK test system and sensors. Teledyne has sold several systems in China and is in the process of setting up a calibration facility in the country.

# It's Quittin' Time - What Do You Mean There's a Bump in the Trace?

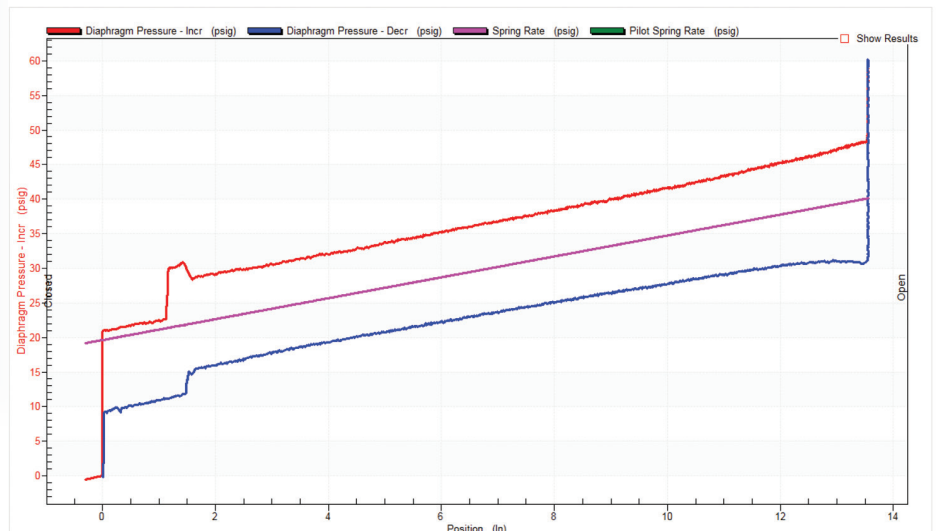
by Joe Santangelo

The winner of the anomaly contest in the last QUG Newsletter was Tim "Too-Tall" Hunt. He guessed loose pressure seal and he was correct. Unfortunately, Tim's prize is to have dinner with Ed Ciemiewicz somewhere in New Jersey. Thanks, Tim! Tim's answer was received almost instantaneously, so if you want to have a chance at dinner with Ed you'll have to submit your answer the same day you receive the newsletter! And now, this quarter's puzzler:

OK, people, this is an easy one. MSIV plug valve – what is wrong?

## Mechanical Properties

11/04/2010 17:40:23 File 10308F02



# FYI: WIP

by Joe Santangelo

TTS is developing a new software platform called MIDAS Weak Link or MIDASWL. This software was mentioned during the Teledyne Update presented at MUG this year.

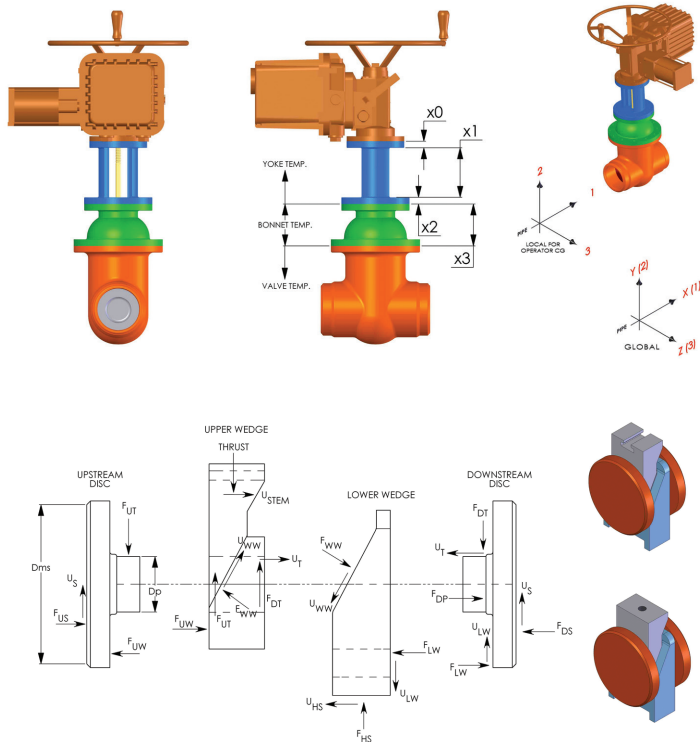
Weak Link calculations have been around since the inception of GL 89-10. However, these calculations have always been mysterious and misunderstood. Back in the day, plants would ask valve vendors for "the weakest component in the valve structure". And the valve vendors gave them that. No one bothered to ask how that number was calculated; plants just used it for valve setup to determine the operational window. Most of the older vendor calculations used Sy as the stress limit for components. This does not meet the requirements of ASME and ANSI. In the mid '90s Teledyne and other consulting firms began producing weak link calculations that met the Code of record for the plant. These calculations required a set point change in the plant in some cases. These "new" calculations were detailed and complex and were only performed by a limited number of companies. Teledyne, based on international contracts completed during the past decade, is consolidating these complicated calculations and related databases into a software package called MidasWL.

While this program is still under development, it already looks and feels like MIDAS and it is Appendix B verified. When it is completed, all that is needed is to input valve internal dimensions. Where data is missing, MIDASWL has an output sheet, complete with drawing, that can be transmitted to a valve vendor for completion.

# New Product Announcements

By Mike Sullivan

The Rotary Position Indicator Accessory (RPIA) is a clamp-on split sheave used to provide a cable wrap diameter accurate to within 0.5% for conversion of rotary shaft motion to linear Stem Position Indicator (SPI) cable motion. It is available for shaft diameters from 0.375 to 3.5 inches in five ranges.



# QL User of the Month

By Joe Gomes

Shane Mohundro working on a QUIKLOOK trace while attending the San Antonio Spurs game during the week of the MUG. For your great effort, Shane, you are the QUIKLOOK User of the Month for January.

